



OKOndt GROUP

# USR-01 KIT TESTING OF RAIL WELDED JOINTS



Complies with:  
EN14730-1:2006+A1:2010



USR-01 Set is intended for ultrasonic inspection of aluminothermic welded rail joints in accordance with EN14730-1 requirements. The USR-01 Set can be used for inspection of joints welded by the electrocontact, AI-termit methods, for secondary rail track inspection based on the results of mechanized and quick systems of ultrasonic testing, as well as for pre-weld inspection of end sections of new and used rails before welding them at rail welding enterprises or in tracks.



2

**Sonocon B** offers all the functions necessary to inspect welded rail joints and an easy-to-operate interface.

The flaw detector complies with all quality requirements and provides a wide range of standard and additional inspection functions.


Grip-oriented and light, the device is easy to operate in the field.





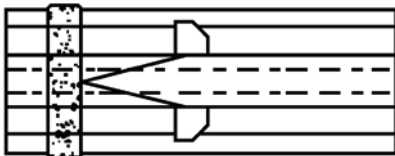
## USR-01 Scanner

USR-01 scanning device is utilized for positioning and movement of probes for inspection of rail aluminothermic welded joints.

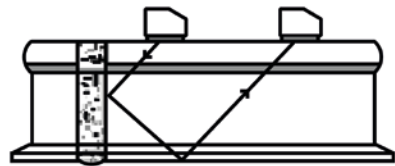


3

## Scanning schemes



Rail head inspection for planar defects. Tandem technique with 70° probes.



Rail head, web and foot inspection for planar defects. Tandem technique with 45° probes



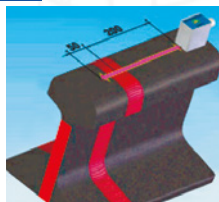
## Manual probes and scanning schemes

*Probes inspect welded joints of rails from various rail surfaces applying the pulse-echo technique.*




4


## Scanning schemes




Inspection of the rail web from the running surface of the rail head with 45° probes.



Inspection of the rail web from the lateral surface of the rail web with 0° and 70° probes (a complementary scheme)



Inspection of the rail head from the running surface (70° probe).



Inspection of the rail head from the lateral face of the rail head with 0° and 70° probes.


# USR-01 Delivery Specification

1.



Sonocon B

2.



USR-01  
Scanner

3.



Angle Beam Single  
Crystal Probe:  
P121-2-70-R-01  
(70 degree, 2MHz) - 2pcs

4.



Angle Beam Single Crystal  
Probe: P121-2-45-R-01  
(45 degree, 2MHz) - 2pcs

5.



Additional manual probe  
Angle Beam Single Crystal  
Probe: TAB2-45-14x14  
(45 degree, 2MHz)



## USR-01 Delivery Specification

6.



Additional manual probe  
Angle Beam Single Crystal

Probe: TAB2-70-14x14  
(45 degree, 2MHz)

7.



Additional manual probe  
Angle Beam Single

Crystal Probe: TAB-D-2-70  
(70 degree, 2MHz)

6

8.



Additional manual probe  
Angle Beam Single

Crystal Probe: TSD4-20  
(70 degree, 2MHz)

## USR-01 Delivery Specification

9.



Connection cable probe /  
Electronic unit (2Lemo00×2BNC)

10.



Connection cable probe /  
Electronic unit (BNC×BNC)

11.



Connection cable probe /  
Electronic unit (BNC×Lemo00)

12.




Charger

13.



Bag



**USR-01 KIT TESTING OF  
RAIL WELDED JOINTS**

E-mail: [sales@okondt.de](mailto:sales@okondt.de)  
[www.okondt.de](http://www.okondt.de)